


1956*



forest fire statistics..



* Calendar Year

This is a compilation of forest fire statistics covering the Calendar Year 1956 as reported to the United States Forest Service by its field offices, cooperating States, the Department of the Interior, and the Tennessee Valley Authority.

The figures are shown separately by the individual States reporting and totals are also given for certain geographical groups of States. The tabulation is prepared in the following sections:

SUMMARY OF FOREST FIRE STATISTICS FOR 1956
Areas needing protection; areas protected and unprotected; number of fires and area burned on both protected and unprotected forest lands (Pages 1 to 4).

NUMBER OF FOREST FIRES BY CAUSE AND SIZE
For protected areas only (Pages 5 to 8).



AREAS BURNED
For protected areas only (pages 9 and 10).

The statistics shown are the most reliable information which State and Federal protection agencies were able to obtain.

Since no field organizations are available in unprotected areas to report fires, the statistics on such unprotected areas are merely the best estimates by the States. No estimates were obtained for State and private lands in Arizona, Nebraska, Kansas, and Wyoming.

Prepared by

Division of Cooperative Forest Fire Control - Forest Service
U. S. Department of Agriculture - Washington, D. C.



SUMMARY OF FOREST FIRE STATISTICS FOR THE UNITED STATES -- CALENDAR YEAR 1956
FOR PROTECTED AND UNPROTECTED AREAS, BY STATES AND GROUPS OF STATES
(Group totals are indicated following the individual States of the group)

GROUP AND STATE	OWNERSHIP	FOREST AREA				NUMBER OF FIRES				AREA BURNED				BURNED PORTION OF AREA	
		Needing Protection	Protected	Unprotected	Percent of Forest Area Protected	TOTAL	On Protected Area	On Unprotected Area	On Protected Area	On Unprotected Area	TOTAL	Protected Area	Unprotected Area	Protected	Unprotected
UNITED STATES (Exclusive of Alaska)	Federal	217,402	217,108	294	99.86	11,341	11,341	100.00	--	--	372,262	372,262	100.00	--	.17
	State & Private	431,109	389,924	41,185	90.45	132,144	89,997	68.81	49,147	37.19	6,233,632	1,612,822	25.87	74.13	.41
	TOTAL	648,511	607,032	41,479	93.60	143,485	94,338	65.75	49,147	34.25	6,605,894	1,985,084	30.05	4,620,810	.33
ALASKA	Federal	153,666	34,949	118,717	22.74	99	99	100.00	--	--	426,818	426,818	100.00	--	1.22
	Private	153,666	34,949	118,717	22.74	99	99	100.00	--	--	426,818	426,818	100.00	--	1.22
ROCKY MOUNTAIN GROUP															
ARIZONA	Federal	18,927	18,927	--	100.00	2,129	2,129	100.00	--	--	90,930	90,930	100.00	--	.48
	State & Private	Data Incomplete	18,927	--	100.00	2,129	2,129	100.00	--	--	90,930	90,930	100.00	--	.48
COLORADO	Federal	17,726	17,726	--	100.00	460	460	100.00	--	--	6,062	6,062	100.00	--	.03
	State & Private	7,475	7,404	71	99.05	337	337	100.00	--	--	7,222	7,222	100.00	--	.10
	TOTAL	25,201	25,130	71	99.72	797	797	100.00	--	--	13,284	13,284	100.00	--	.05
IDAHO	Federal	22,170	22,170	--	100.00	781	781	100.00	--	--	13,121	13,121	100.00	--	.06
	State & Private	6,963	6,963	--	100.00	471	471	100.00	--	--	5,874	5,874	100.00	--	.08
	TOTAL	29,133	29,133	--	100.00	1,252	1,252	100.00	--	--	18,995	18,995	100.00	--	.07
MONTANA	Federal	21,214	21,214	--	100.00	619	619	100.00	--	--	6,523	6,523	100.00	--	.03
	State & Private	6,000	6,000	--	100.00	268	268	100.00	--	--	1,103	1,103	100.00	--	.02
	TOTAL	27,214	27,214	--	100.00	887	887	100.00	--	--	7,626	7,626	100.00	--	.03
NEBRASKA	Federal	342	342	--	100.00	13	13	100.00	--	--	581	581	100.00	--	.17
	State & Private	Data Incomplete	342	--	100.00	13	13	100.00	--	--	581	581	100.00	--	.17
NEVADA	Federal	11,021	11,021	--	100.00	29	29	100.00	--	--	872	872	100.00	--	.01
	State & Private	2,150	2,150	--	100.00	49	49	100.00	--	--	2,927	2,927	100.00	--	.14
	TOTAL	13,171	13,171	--	100.00	78	78	100.00	--	--	3,799	3,799	100.00	--	.03
NEW MEXICO	Federal	13,823	13,823	--	100.00	1,190	1,190	100.00	--	--	16,284	16,284	100.00	--	.12
	State & Private	4,060	1,360	2,700	33.50	281	217	77.22	64	22.78	9,533	5,313	55.73	4,220	.39
	TOTAL	17,883	15,183	2,700	86.90	1,471	1,407	95.65	64	4.35	25,817	21,597	93.65	4,220	.16
SOUTH DAKOTA	Federal	2,343	2,343	--	100.00	121	121	100.00	--	--	405	405	100.00	--	.02
	State & Private	896	896	--	100.00	50	50	100.00	--	--	91	91	100.00	--	.01
	TOTAL	3,239	3,239	--	100.00	171	171	100.00	--	--	496	496	100.00	--	.02
UTAH	Federal	15,698	15,698	--	100.00	252	252	100.00	--	--	3,828	3,828	100.00	--	.02
	State & Private	5,721	5,721	--	100.00	152	152	100.00	--	--	4,459	4,459	100.00	--	.08
	TOTAL	21,419	21,419	--	100.00	404	404	100.00	--	--	8,287	8,287	100.00	--	.04
WYOMING	Federal	12,436	12,436	--	100.00	223	223	100.00	--	--	2,650	2,650	100.00	--	.02
	State & Private	1,557	533	1,024	34.23	Data Incomplete	Data Incomplete	--	--	--	2,650	2,650	100.00	--	.02
	TOTAL	13,993	12,969	1,024	92.68	223	223	100.00	--	--	2,650	2,650	100.00	--	.02
GROUP TOTAL 1956	Federal	135,700	135,700	--	100.00	5,817	5,817	100.00	--	--	141,256	141,256	100.00	--	.10
	State & Private	34,822	31,027	3,795	89.10	1,608	1,544	96.02	64	3.98	31,209	26,989	86.48	4,220	.11
	TOTAL	170,522	166,727	3,795	97.77	7,425	7,361	99.14	64	.86	172,465	168,245	97.55	4,220	.10

1/ Includes 15,391 M acres State and privately-owned nonforest critical watershed areas.

PACIFIC GROUP												
CALIFORNIA	Federal	22,664	22,664	100.00	1,687	1,687	1,687	100.00	93,942	93,942	100.00	-.41
	State & Private	19,500	19,500	100.00	2,127	2,127	2,127	100.00	87,868	87,868	100.00	-.45
	TOTAL	42,164	42,164	100.00	3,814	3,814	3,814	100.00	181,810	181,810	100.00	-.43
HAWAII	Federal	46	46	100.00	--	--	--	--	--	--	--	neg.
	State & Private	1,735	1,221	514	4	4	4	100.00	6	6	100.00	neg.
	TOTAL	1,781	1,267	514	4	4	4	100.00	6	6	100.00	-.01
OREGON	Federal	19,041	19,041	100.00	1,458	1,458	1,458	100.00	2,536	2,536	100.00	.10
	State & Private	11,995	11,995	100.00	2,423	2,423	2,423	100.00	14,727	14,727	100.00	.05
	TOTAL	31,036	31,036	100.00	3,881	3,881	3,881	100.00	17,263	17,263	100.00	.01
WASHINGTON	Federal	12,684	12,684	100.00	1,224	1,224	1,224	100.00	1,760	1,760	100.00	.01
	State & Private	12,329	12,329	100.00	1,678	1,678	1,678	100.00	2,779	2,779	100.00	.01
	TOTAL	25,013	25,013	100.00	2,902	2,902	2,902	100.00	4,539	4,539	100.00	.01
GROUP TOTAL 1956	Federal	54,435	54,435	100.00	3,599	3,599	3,599	100.00	97,497	97,497	100.00	.18
	State & Private	45,559	45,045	98.87	4,320	4,320	4,320	100.00	101,825	101,825	100.00	.23
	TOTAL	99,994	99,480	99.49	7,919	7,919	7,919	100.00	199,322	199,322	100.00	.20
NORTH CENTRAL GROUP												
ILLINOIS	Federal	232	232	100.00	31	31	31	100.00	1,403	1,403	100.00	.60
	State & Private	3,755	3,755	100.00	431	431	431	100.00	18,108	18,108	100.00	.48
	TOTAL	3,987	3,987	100.00	462	462	462	100.00	19,511	19,511	100.00	.49
INDIANA	Federal	120	120	100.00	5	5	5	100.00	328	328	100.00	.27
	State & Private	4,255	4,255	100.00	313	313	313	100.00	5,782	5,782	100.00	.14
	TOTAL	4,375	4,375	100.00	318	318	318	100.00	6,080	6,080	100.00	.14
IOWA	Federal	14	14	100.00	--	--	--	--	--	--	--	.02
	State & Private	1,968	1,968	100.00	27	27	27	100.00	473	473	100.00	.02
	TOTAL	1,982	1,982	100.00	27	27	27	100.00	473	473	100.00	.02
MICHIGAN	Federal	2,733	2,733	100.00	19	19	19	100.00	131	131	100.00	.004
	State & Private	17,124	17,124	100.00	761	761	761	100.00	3,529	3,529	100.00	.02
	TOTAL	19,857	19,857	100.00	780	780	780	100.00	3,660	3,660	100.00	.02
MINNESOTA	Federal	3,422	3,422	100.00	47	47	47	100.00	60,163	60,163	100.00	1.76
	State & Private	17,996	17,996	100.00	921	921	921	100.00	24,327	24,327	100.00	.14
	TOTAL	21,408	21,408	100.00	968	968	968	100.00	84,490	84,490	100.00	.39
MISSOURI	Federal	1,378	1,378	100.00	226	226	226	100.00	4,287	4,287	100.00	.31
	State & Private	13,835	8,566	61.92	5,715	2,715	47.51	3,000	52,449	382,834	21.64	5.69
	TOTAL	15,213	9,944	65.37	5,941	2,941	49.50	3,000	50.50	387,121	22.50	.88
NORTH DAKOTA	Federal	1,144	1,144	100.00	1	1	1	100.00	4	4	100.00	neg.
	State & Private	919	375	40.81	159	49	30.82	110	69.18	6,194	64.48	.40
	TOTAL	2,063	1,519	73.63	160	50	31.25	110	68.75	6,198	64.50	.40
OHIO	Federal	105	105	100.00	24	24	24	100.00	233	233	100.00	.22
	State & Private	4,973	4,973	100.00	650	650	650	100.00	4,421	4,421	100.00	.09
	TOTAL	5,078	5,078	100.00	674	674	674	100.00	4,654	4,654	100.00	.09
WISCONSIN	Federal	1,875	1,875	100.00	38	38	38	100.00	66	66	100.00	.003
	State & Private	15,590	15,590	100.00	1,074	1,074	1,074	100.00	5,409	5,409	100.00	.03
	TOTAL	17,465	17,465	100.00	1,112	1,112	1,112	100.00	5,475	5,475	100.00	.03
GROUP TOTAL 1956	Federal	11,013	11,013	100.00	391	391	391	100.00	66,615	66,615	100.00	.60
	State & Private	86,445	74,602	86.13	10,051	6,941	69.06	3,110	30.94	148,847	33.00	5.20
	TOTAL	97,428	85,615	87.83	10,442	7,332	70.22	3,110	29.78	215,462	41.62	5.20

GROUP AND STATE	FOREST AREA				NUMBER OF FIRES				AREA BURNED				BURNED PORTION OF AREA			
	Needing Protection		Unprotected		Protected		On Unprotected Area		TOTAL		On Protected Area		On Unprotected Area		Protected	Unprotected
	M Acres	M Acres	M Acres	M Acres	Number	%	Number	%	Acres	%	Acres	%	Acres	%	%	%
SOUTHERN GROUP																
ALABAMA	Federal	678	678	--	108	100.00	--	--	2,262	100.00	--	--	2,262	--	.33	--
	State & Private	19,990	19,990	--	6,281	100.00	--	--	145,032	100.00	--	--	145,032	--	.73	--
TOTAL	20,668	20,668	--	6,959	100.00	--	--	147,294	100.00	--	--	147,294	--	.71	--	--
ARKANSAS	Federal	2,581	2,581	--	212	100.00	--	--	1,905	100.00	--	--	1,905	--	.07	--
	State & Private	16,962	16,716	246	4,260	100.00	--	--	59,225	100.00	--	--	59,225	--	.35	--
TOTAL	19,543	19,297	246	4,472	100.00	--	--	61,130	100.00	--	--	61,130	--	.32	--	--
FLORIDA	Federal	1,270	1,270	--	194	100.00	--	--	44,506	100.00	--	--	44,506	--	3.50	--
	State & Private	19,940	15,043	4,897	33,323	7.399	22.20	25,924	77.80	2,863,453	271,041	9.47	2,592,410	90.53	1.80	52.94
TOTAL	21,210	16,313	4,897	33,517	7,593	22.65	25,924	77.35	2,907,957	315,847	10.85	2,592,410	89.15	1.93	52.94	
GEORGIA	Federal	1,118	835	283	39	100.00	--	--	315	100.00	--	--	315	--	.04	--
	State & Private	22,505	21,515	990	7,693	84.89	1,369	15.11	248,539	114,141	45.92	134,398	54.08	.53	13.58	
TOTAL	23,623	22,350	1,273	9,101	7,732	84.96	1,369	15.04	248,854	114,456	45.99	134,398	54.01	.51	10.56	
LOUISIANA	Federal	592	592	--	91	100.00	--	--	1,162	100.00	--	--	1,162	--	.20	--
	State & Private	14,171	11,751	2,390	7,495	7.145	95.33	350	4.67	144,419	130,419	90.31	14,000	9.69	1.11	.59
TOTAL	14,733	12,343	2,390	7,586	7,236	95.39	350	4.61	145,581	131,581	90.38	14,000	9.62	1.07	.59	
MISSISSIPPI	Federal	1,187	1,187	--	286	100.00	--	--	3,392	100.00	--	--	3,392	--	.29	--
	State & Private	15,314	12,213	3,101	7,573	37.99	12,360	62.01	765,231	122,557	16.02	642,674	83.98	1.00	20.72	
TOTAL	16,501	13,400	3,101	7,859	38.87	12,360	61.13	768,623	125,949	16.39	642,674	83.61	.94	20.72		
NORTH CAROLINA	Federal	1,486	1,486	--	81	100.00	--	--	1,814	100.00	--	--	1,814	--	.12	--
	State & Private	16,920	15,652	1,268	3,039	90.74	310	9.26	91,877	86,944	94.63	4,933	5.37	.56	.39	
TOTAL	18,406	17,138	1,268	3,430	3,120	90.96	310	9.04	93,691	88,758	94.73	4,933	5.27	.52	.39	
OKLAHOMA	Federal	297	297	--	34	100.00	--	--	392	100.00	--	--	392	--	.13	--
	State & Private	9,779	3,591	6,188	1,425	42.86	1,900	57.14	614,996	44,996	7.32	570,000	92.68	1.25	9.21	
TOTAL	10,076	3,888	6,188	3,359	1,459	43.44	1,900	56.56	615,388	45,388	7.38	570,000	92.62	1.17	9.21	
SOUTH CAROLINA	Federal	622	622	--	97	100.00	--	--	4,144	100.00	--	--	4,144	--	.67	--
	State & Private	11,900	11,300	600	4,869	86.99	100.00	--	81,538	81,538	100.00	--	81,538	100.00	.72	--
TOTAL	12,522	11,922	600	4,966	4,966	100.00	--	85,682	85,682	100.00	--	85,682	100.00	.72	--	
TENNESSEE	Federal	919	919	--	110	100.00	--	--	1,466	100.00	--	--	1,466	--	.16	--
	State & Private	11,967	9,580	2,387	4,151	83.91	668	16.09	76,151	38,876	51.05	37,275	48.95	.41	1.56	
TOTAL	12,886	10,499	2,387	4,261	3,593	84.32	668	15.68	77,617	40,342	51.98	37,275	48.02	.38	1.56	
TEXAS	Federal	820	820	--	178	100.00	--	--	1,603	100.00	--	--	1,603	--	.20	--
	State & Private	14,707	9,268	5,439	5,232	4,727	90.35	505	9.65	136,797	76,797	56.14	60,000	43.86	.83	1.10
TOTAL	15,527	10,088	5,439	5,410	4,905	90.67	505	9.33	138,400	78,400	56.65	60,000	43.35	.78	1.10	
GROUP TOTAL 1956	Federal	11,570	11,287	283	1,430	100.00	--	--	62,961	100.00	--	--	62,961	--	.56	--
	State & Private	173,525	146,619	26,906	57,894	57.16	43,386	42.84	5,227,256	1,171,566	22.41	4,055,690	77.59	.80	15.07	
TOTAL	185,095	157,906	27,189	102,710	59,324	57.76	43,386	42.24	5,290,217	1,234,527	23.34	4,055,690	76.66	.78	14.92	

NUMBER OF FOREST FIRES IN THE UNITED STATES BY CAUSE AND SIZE - CALENDAR YEAR 1956

PROTECTED AREAS ONLY - BY STATES AND GROUPS OF STATES

GROUP AND STATE	OWNERSHIP	NUMBER OF FIRES - BY CAUSE										NUMBER OF FIRES - BY SIZE			
		Lightning	Railroads	Campers	Smokers	Debris Burning	Incendiary	Lumbering	Miscellaneous	TOTAL	Under 1/4 Acre	1/4 - 10 Acres	Over 10 Acres	TOTAL	
UNITED STATES (Exclusive of Alaska)	Federal	7,855	53	735	1,131	204	627	118	588	11,341	7,523	3,084	734	11,341	
	State & Private	3,604	2,839	3,500	15,512	21,232	23,388	2,365	10,577	82,997	13,775	48,983	20,239	82,997	
	TOTAL	11,459	2,892	4,235	16,643	21,436	24,015	2,513	11,145	94,338	21,298	52,067	20,973	94,338	
ALASKA	Federal	30	1	45	10	5	1	1	6	99	42	24	33	99	
	Private														
	TOTAL	30	1	45	10	5	1	1	6	99	42	24	33	99	
ROCKY MOUNTAIN GROUP															
ARIZONA	Federal	1,841	3	85	101	16	9	16	58	2,129	1,446	578	105	2,129	
	State & Private	Data Incomplete													
	TOTAL	1,841	3	85	101	16	9	16	58	2,129	1,446	578	105	2,129	
COLORADO	Federal	234	2	95	90	11	2	7	19	460	333	96	31	460	
	State & Private	60	25	41	30	71	10	4	96	337	142	157	38	337	
	TOTAL	294	27	136	120	82	12	11	115	797	475	253	69	797	
IDAHO	Federal	677	1	31	38	16	9	3	6	781	600	140	41	781	
	State & Private	279	14	17	37	30	15	12	67	471	352	81	471	471	
	TOTAL	956	15	48	75	46	24	15	73	1,252	952	221	79	1,252	
MONTANA	Federal	530		29	36	9		3	12	619	450	128	41	619	
	State & Private	164		15	34	16	2	3	27	268	220	38	10	268	
	TOTAL	694	7	44	70	25	2	6	39	887	670	166	51	887	
NEBRASKA	Federal	12		1						13	4	3	6	13	
	State & Private	Data Incomplete													
	TOTAL	12		1						13	4	3	6	13	
NEVADA	Federal	16		1	8	1	1	1	2	29	19	4	6	29	
	State & Private	10	8	2	13	7	2	1	8	49	26	15	8	49	
	TOTAL	26	8	3	21	8	2	2	10	78	45	19	14	78	
NEW MEXICO	Federal	1,031		63	54	7	3	5	27	1,190	820	305	65	1,190	
	State & Private	163	15	11	11	2	1	7	142	217	62	21	217		
	TOTAL	1,194	15	74	65	9	4	12	34	1,407	982	367	78	1,407	
SOUTH DAKOTA	Federal	101		2	8	2		1	7	121	92	24	5	121	
	State & Private	30	4	2	5	6		3	3	50	36	14	5	50	
	TOTAL	131	4	4	13	8		1	10	171	128	38	5	171	
UTAH	Federal	133		63	33	6	3	3	11	252	179	57	16	252	
	State & Private	29	5	15	17	32	18	3	36	152	28	80	44	152	
	TOTAL	162	5	78	50	38	21	3	47	404	207	137	60	404	
WYOMING	Federal	145		35	33	5	1	1	3	223	164	52	7	223	
	State & Private	Data Incomplete													
	TOTAL	145		35	33	5	1	1	3	223	164	52	7	223	
GROUP TOTAL 1956	Federal	4,720	6	405	401	73	28	39	145	5,817	4,107	1,387	323	5,817	
	State & Private	735	78	103	147	164	47	26	244	1,544	946	447	151	1,544	
	TOTAL	5,455	84	508	548	237	75	65	389	7,361	5,053	1,834	474	7,361	

GROUP AND STATE	NUMBER OF FIRES - BY CAUSE										NUMBER OF FIRES - BY SIZE			
	Lightning	Railroads	Campers	Smokers	Debris Burning	Incendiary	Lumbering	Miscellaneous	TOTAL	Under 1/4 Acre	1/4 - 10 Acres	Over 10 Acres	TOTAL	
SOUTHERN GROUP														
ALABAMA	Federal	11	2	12	32	5	22	2	22	108	17	74	108	
	State & Private	103	119	300	1,495	1,268	2,156	206	206	6,281	147	3,946	6,281	
TOTAL	114	121	312	1,527	1,273	2,178	208	208	6,389	164	4,020	6,389		
ARKANSAS	Federal	124	--	8	32	1	26	5	16	212	70	120	212	
	State & Private	132	138	81	710	1,489	1,379	117	214	4,260	566	2,642	4,260	
TOTAL	256	138	89	742	1,490	1,405	122	230	4,472	636	2,762	4,472		
FLORIDA	Federal	93	3	3	39	8	22	6	20	194	59	99	194	
	State & Private	512	199	132	1,121	1,749	2,993	134	559	7,399	547	4,403	7,399	
TOTAL	605	202	135	1,160	1,757	3,015	140	579	7,593	606	4,502	7,593		
GEORGIA	Federal	2	--	6	10	2	9	3	7	39	15	19	39	
	State & Private	286	326	107	1,264	2,523	1,541	449	1,197	7,693	1,619	4,387	7,693	
TOTAL	288	326	113	1,274	2,525	1,550	452	1,204	7,732	1,634	4,406	7,732		
LOUISIANA	Federal	16	--	1	26	--	34	2	12	91	9	62	91	
	State & Private	81	118	51	595	617	4,327	198	1,158	7,145	581	4,941	7,145	
TOTAL	97	118	52	621	617	4,361	200	1,170	7,236	590	5,003	7,236		
MISSISSIPPI	Federal	11	1	20	80	17	118	6	33	286	40	205	286	
	State & Private	30	60	102	1,645	1,693	3,200	132	711	7,573	111	5,354	7,573	
TOTAL	41	61	122	1,725	1,710	3,318	138	744	7,859	151	5,559	7,859		
NORTH CAROLINA	Federal	10	3	7	16	7	30	1	7	81	19	39	81	
	State & Private	43	99	295	599	1,019	435	78	471	3,039	236	1,829	3,039	
TOTAL	53	102	302	615	1,026	465	79	478	3,120	255	1,868	3,120		
OKLAHOMA	Federal	13	1	7	4	--	1	1	7	34	9	21	34	
	State & Private	41	4	29	169	173	943	26	40	1,425	109	785	1,425	
TOTAL	54	5	36	173	173	944	27	47	1,459	118	806	1,459		
SOUTH CAROLINA	Federal	8	--	2	23	2	51	3	8	97	11	65	97	
	State & Private	88	92	121	1,179	1,067	1,846	134	342	4,869	458	3,234	4,869	
TOTAL	96	92	123	1,202	1,069	1,897	137	350	4,966	469	3,299	4,966		
TENNESSEE	Federal	11	1	18	23	8	39	1	9	110	28	67	110	
	State & Private	4	129	844	204	1,060	857	99	286	3,483	86	2,668	3,483	
TOTAL	15	130	862	227	1,068	896	100	295	3,593	114	2,735	3,593		
TEXAS	Federal	13	1	21	77	4	24	2	36	178	37	127	178	
	State & Private	105	80	277	1,321	1,738	734	331	4,727	830	2,548	1,349	4,727	
TOTAL	118	81	298	1,398	1,742	798	333	187	4,905	867	2,675	4,905		
GROUP TOTAL 1956	Federal	312	12	105	362	54	376	32	177	1,430	314	898	1,430	
	State & Private	1,425	1,344	2,539	10,502	14,368	20,411	1,904	5,783	57,894	5,290	36,737	57,894	
TOTAL	1,737	1,376	2,444	10,864	14,440	20,787	1,936	5,960	59,324	5,604	37,635	59,324		

EASTERN GROUP																					
CONNECTICUT	Federal State & Private TOTAL	17	132	94	34	--	83	363	265	42	56	363	265	42	56	363					
DELAWARE	Federal State & Private TOTAL	--	9	39	4	1	6	61	37	2	22	61	37	2	22	61					
KENTUCKY	Federal State & Private TOTAL	1	8	4	9	18	13	40	23	6	11	40	23	6	11	40					
MAINE	Federal State & Private TOTAL	32	514	496	206	18	211	1,706	771	924	34	1,706	771	924	34	1,706					
MARYLAND	Federal State & Private TOTAL	33	522	500	215	18	224	1,746	771	930	45	1,746	771	930	45	1,746					
MASSACHUSETTS	Federal State & Private TOTAL	35	2	112	42	38	57	2	245	59	2	2	245	59	2	2					
NEW HAMPSHIRE	Federal State & Private TOTAL	35	124	112	42	38	57	443	245	59	139	443	245	59	139	443					
NEW JERSEY	Federal State & Private TOTAL	1	140	87	64	--	59	376	251	12	113	376	251	12	113	376					
NEW YORK	Federal State & Private TOTAL	1	140	87	64	--	59	376	251	12	113	376	251	12	113	376					
PENNSYLVANIA	Federal State & Private TOTAL	--	313	1,515	332	--	1,290	3,566	1,759	89	1,718	3,566	1,759	89	1,718	3,566					
RHODE ISLAND	Federal State & Private TOTAL	18	25	135	44	11	104	496	140	8	348	496	140	8	348	496					
VERMONT	Federal State & Private TOTAL	18	123	135	44	11	104	496	140	8	348	496	140	8	348	496					
VIRGINIA	Federal State & Private TOTAL	2	550	113	138	--	35	885	504	72	309	885	504	72	309	885					
WEST VIRGINIA	Federal State & Private TOTAL	2	550	113	138	--	35	885	504	72	309	885	504	72	309	885					
GROUP TOTAL 1956	Federal State & Private TOTAL	15	193	209	36	6	206	943	585	107	251	943	585	107	251	943					
	Federal State & Private TOTAL	15	183	85	31	2	54	560	357	155	48	560	357	155	48	560					
	Federal State & Private TOTAL	8	184	85	31	2	55	562	357	155	50	562	357	155	50	562					
	Federal State & Private TOTAL	--	19	45	8	--	49	124	86	9	29	124	86	9	29	124					
	Federal State & Private TOTAL	2	27	29	7	10	31	116	75	7	1	116	75	7	1	116					
	Federal State & Private TOTAL	2	27	29	7	10	32	117	75	7	35	117	75	7	35	117					
	Federal State & Private TOTAL	8	15	2	13	--	4	44	23	6	15	44	23	6	15	44					
	Federal State & Private TOTAL	28	413	459	126	14	225	1,417	941	190	286	1,417	941	190	286	1,417					
	Federal State & Private TOTAL	36	428	461	139	14	229	1,461	964	196	301	1,461	964	196	301	1,461					
	Federal State & Private TOTAL	--	2	139	413	--	5	15	8	5	2	15	8	5	2	15					
	Federal State & Private TOTAL	4	209	139	413	19	343	1,242	605	585	54	1,242	605	585	54	1,242					
	Federal State & Private TOTAL	4	211	139	414	19	348	1,257	613	588	56	1,257	613	588	56	1,257					
	Federal State & Private TOTAL	9	28	6	23	--	24	104	54	17	33	104	54	17	33	104					
	Federal State & Private TOTAL	145	3,019	3,557	1,465	119	2,753	12,298	6,598	2,259	3,441	12,298	6,598	2,259	3,441	12,298					
	Federal State & Private TOTAL	154	3,047	3,563	1,508	119	2,777	12,402	6,652	2,276	3,474	12,402	6,652	2,276	3,474	12,402					

AREAS BURNED BY FOREST FIRES IN THE UNITED STATES, BY TYPE CLASSES - CALENDAR YEAR 1956

PROTECTED AREAS ONLY - BY STATES AND GROUPS OF STATES

GROUP AND STATE	PROTECTED AREA BURNED				OWNERSHIP	PROTECTED AREA BURNED			
	Forest Land		Non-Forest Land			Forest Land		Non-Forest Land	
	Acres	Acres	Acres	Acres		Acres	Acres	Acres	
UNITED STATES (Exclusive of Alaska)	Federal	288,674	83,588	372,262	32.82	73,903	20,039	93,942	55.69
	State & Private	1,381,380	231,442	1,612,822	19.43	7,322	80,546 2/	87,868	44.31
	TOTAL	1,670,054	315,030	1,985,084	21.04	81,225	100,585	181,810	47.67
ALASKA	Federal	104,471	322,347	426,818	4,311.29	--	4 2/	--	--
	Private	Data Incomplete	322,347	426,818	4,311.29	2	4	6	1.50
	TOTAL	104,471	322,347	426,818	4,311.29	2	4	6	1.50
ROCKY MOUNTAIN GROUP									
ARIZONA	Federal	89,947	983	90,930	42.71	2,318	218	2,536	1.74
	State & Private	Data Incomplete	983	90,930	42.71	10,909	1,282	12,191	12.63
	TOTAL	89,947	983	90,930	42.71	13,227	1,500	14,727	6.08
COLORADO	Federal	5,903	159	6,062	13.18	953	66	1,019	2.24
	State & Private	4,545	2,677 2/	7,222	21.43	1,573	187	1,760	1.43
	TOTAL	10,448	2,836	13,284	16.67	2,526	253	2,779	1.66
IDAHO	Federal	6,465	6,656	13,121	16.80	77,174	20,323	97,497	27.09
	State & Private	3,874	12,447	16,321	12.47	19,806	82,019	101,825	23.57
	TOTAL	7,095	18,995	29,442	15.17	96,980	102,342	199,322	25.17
MONTANA	Federal	5,924	599	6,523	10.54	1,395	8	1,403	45.26
	State & Private	153	956	1,109	4.12	11,376	6,732	18,108	42.01
	TOTAL	6,077	1,549	7,626	8.60	12,771	6,740	19,511	42.23
NEBRASKA	Federal	581	--	581	44.69	328	--	328	65.60
	State & Private	Data Incomplete	--	581	44.69	2,420	3,332	5,752	18.38
	TOTAL	581	--	581	44.69	2,748	3,332	6,080	19.12
NEVADA	Federal	872	244	1,116	30.07	--	219	--	--
	State & Private	1,116	2,683 2/	3,799	48.71	2,549	219	4,732	17.52
	TOTAL	1,988	2,927	4,915	78.78	2,549	219	7,464	35.02
NEW MEXICO	Federal	16,031	253	16,284	13.68	131	--	131	6.89
	State & Private	5,142	171	5,313	24.48	2,418	1,111	3,529	4.64
	TOTAL	21,173	424	21,597	15.35	2,550	1,111	4,660	11.53
SOUTH DAKOTA	Federal	70	335	405	3.35	10,585	49,578	60,163	1,280.06
	State & Private	16	75 2/	91	2.90	5,804	18,523	24,327	26.41
	TOTAL	86	410	496	6.25	16,389	68,101	84,490	87.28
UTAH	Federal	3,280	548	3,828	15.19	4,285	2	4,287	18.97
	State & Private	175	4,284 2/	4,459	29.35	77,617	5,217	82,834	30.51
	TOTAL	3,455	4,832	8,287	20.51	81,902	5,219	87,121	29.62
WYOMING	Federal	2,650	--	2,650	11.88	4	--	4	4.00
	State & Private	Data Incomplete	--	2,650	11.88	3,150	844	3,994	81.51
	TOTAL	2,650	--	2,650	11.88	3,154	844	3,998	79.96
GROUP TOTAL 1956	Federal	131,723	9,533	141,256	24.28	1,921	2,500	4,421	9.71
	State & Private	10,905	16,084	26,989	17.48	2,154	2,500	4,654	6.80
	TOTAL	142,628	25,617	168,245	22.86	4,075	5,000	9,075	16.51

2/ Includes "Non-Forest Critical Watershed Area" statistics as follows:

State	Area Burned (Acres)
Colorado	2,677
Nevada	2,683
South Dakota	75
Utah	4,284
California	80,410
Hawaii	4

SOUTHERN GROUP		EASTERN GROUP	
ALABAMA	Federal State & Private TOTAL	2,251 142,816 145,067	11 2,216 2,227
ARKANSAS	Federal State & Private TOTAL	1,905 59,225 61,130	-- -- --
FLORIDA	Federal State & Private TOTAL	41,101 265,125 306,226	3,405 5,916 9,321
GEORGIA	Federal State & Private TOTAL	314 102,035 102,349	1 12,106 12,107
LOUISIANA	Federal State & Private TOTAL	1,162 130,419 131,581	-- -- --
MISSISSIPPI	Federal State & Private TOTAL	3,351 107,722 111,103	41 14,805 14,846
NORTH CAROLINA	Federal State & Private TOTAL	1,813 82,255 84,068	1 4,689 4,690
OKLAHOMA	Federal State & Private TOTAL	138 44,986 45,124	254 -- 254
SOUTH CAROLINA	Federal State & Private TOTAL	4,144 75,031 79,175	-- 6,507 6,507
TENNESSEE	Federal State & Private TOTAL	1,464 31,386 32,850	2 7,490 7,492
TULSA	Federal State & Private TOTAL	1,458 62,795 64,253	145 14,002 14,147
GROUP TOTAL 1956	Federal State & Private TOTAL	59,101 1,103,855 1,162,956	3,860 67,731 71,591
		2,262 145,032 147,294	20,94 23,09 23,05
		1,905 59,225 61,130	8,99 13,90 13,67
		44,506 271,041 315,547	229,41 36,63 42,56
		315 114,141 114,456	8,08 14,84 14,80
		1,162 130,419 131,581	12,77 18,25 18,18
		3,352 122,557 125,949	11,86 16,18 16,03
		1,814 86,944 88,758	22,40 28,61 28,45
		382 44,986 45,368	11,53 31,58 31,11
		4,144 81,538 85,682	42,72 16,75 17,25
		1,466 38,876 40,342	13,33 11,16 11,23
		1,603 76,797 78,400	9,01 16,23 15,98
		62,961 1,171,566 1,234,527	44,03 20,24 20,61

CONNECTICUT	Federal State & Private TOTAL	1,182 1,182	-- 322 322	-- 1,504 1,504	-- 4,14 4,14
DELAWARE	Federal State & Private TOTAL	121 121	-- --	121 121	1,98 1,98
KENTUCKY	Federal State & Private TOTAL	1,944 48,504 50,448	262 12,236 12,498	2,206 60,740 62,946	55,15 35,60 36,05
MAINE	Federal State & Private TOTAL	913 913	1,667 1,667	2,580 2,580	5,82 5,80
MARYLAND	Federal State & Private TOTAL	745 745	55 55	800 800	2,13 2,13
MASSACHUSETTS	Federal State & Private TOTAL	1,801 1,801	3,510 3,510	5,311 5,311	1,49 1,49
NEW HAMPSHIRE	Federal State & Private TOTAL	520 520	231 231	751 751	1,51 1,51
NEW JERSEY	Federal State & Private TOTAL	3,838 3,838	229 229	4,067 4,067	4,60 4,60
NEW YORK	Federal State & Private TOTAL	4,007 4,007	1,268 1,268	5,275 5,275	5,59 5,59
PENNSYLVANIA	Federal State & Private TOTAL	6,826 6,826	755 755	7,681 7,681	13,72 13,67
RHODE ISLAND	Federal State & Private TOTAL	495 495	132 132	627 627	5,06 5,06
VERMONT	Federal State & Private TOTAL	358 358	56 56	414 414	3,57 3,54
VIRGINIA	Federal State & Private TOTAL	1,220 8,151 9,371	5 868 873	1,225 9,019 10,244	27,84 6,36 7,01
WEST VIRGINIA	Federal State & Private TOTAL	502 61,895 62,397	-- 2,810 2,810	502 64,705 65,207	33,47 2,10 51,88
GROUP TOTAL 1956	Federal State & Private TOTAL	3,666 139,456 143,122	267 24,139 24,406	3,933 163,595 167,528	37,82 13,30 13,51

SUMMARY OF 1956 FIRE WEATHER

Region 1 - Idaho and Montana

Deficiency of precipitation east of the Continental Divide resulted in hazardous conditions in spring and early summer. Conditions favorable on west side of Divide.

Region 2 - Colorado, Nebraska, South Dakota, and Wyoming

Fire weather near normal.

Region 3 - Arizona and New Mexico

Worst fire weather on record. Severe dry lightning storms.

Region 4 - Nevada and Utah

Late season drought in south Utah. Lack of summer moisture in Nevada.

Region 5 - California

Favorable weather in northern California. Extended dry weather in southern California.

Region 6 - Oregon and Washington

Heavy lightning storms and severe fire season in late November. Otherwise fire weather average.

Region 7 - Connecticut, Delaware, Kentucky, Maine, Maryland, Massachusetts, New Hampshire, New Jersey, New York, Pennsylvania, Rhode Island, Vermont, Virginia, and West Virginia

Favorable fire weather, except for West Virginia and Kentucky where early November was very hazardous.


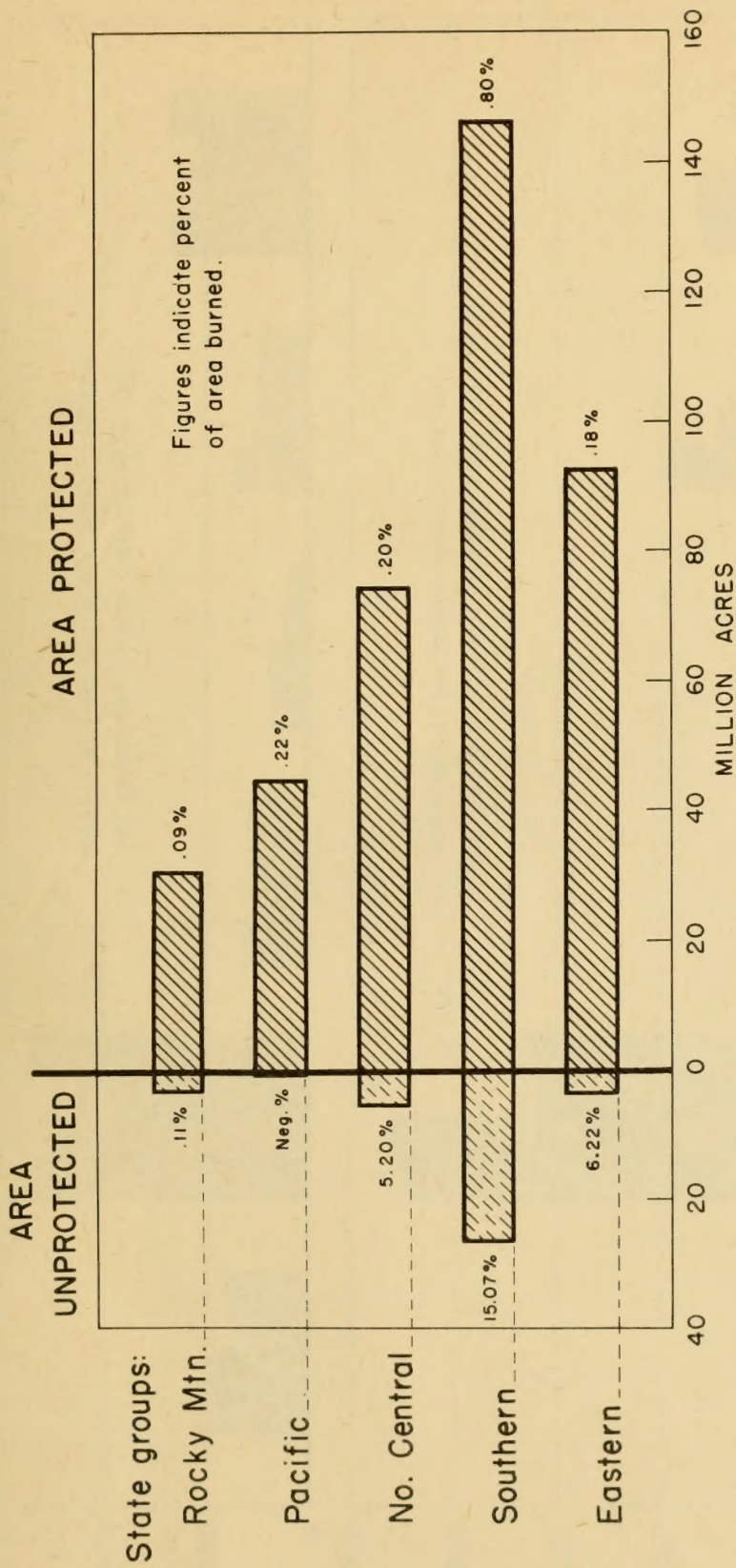
Region 8 - Alabama, Arkansas, Florida, Georgia, Louisiana, Mississippi, North Carolina, Oklahoma, South Carolina, Tennessee, and Texas

Generally adverse weather. General deficiency in rainfall caused spotty hazardous conditions.

Region 9 - Illinois, Indiana, Iowa, Michigan, Minnesota, Missouri, North Dakota, Ohio, and Wisconsin

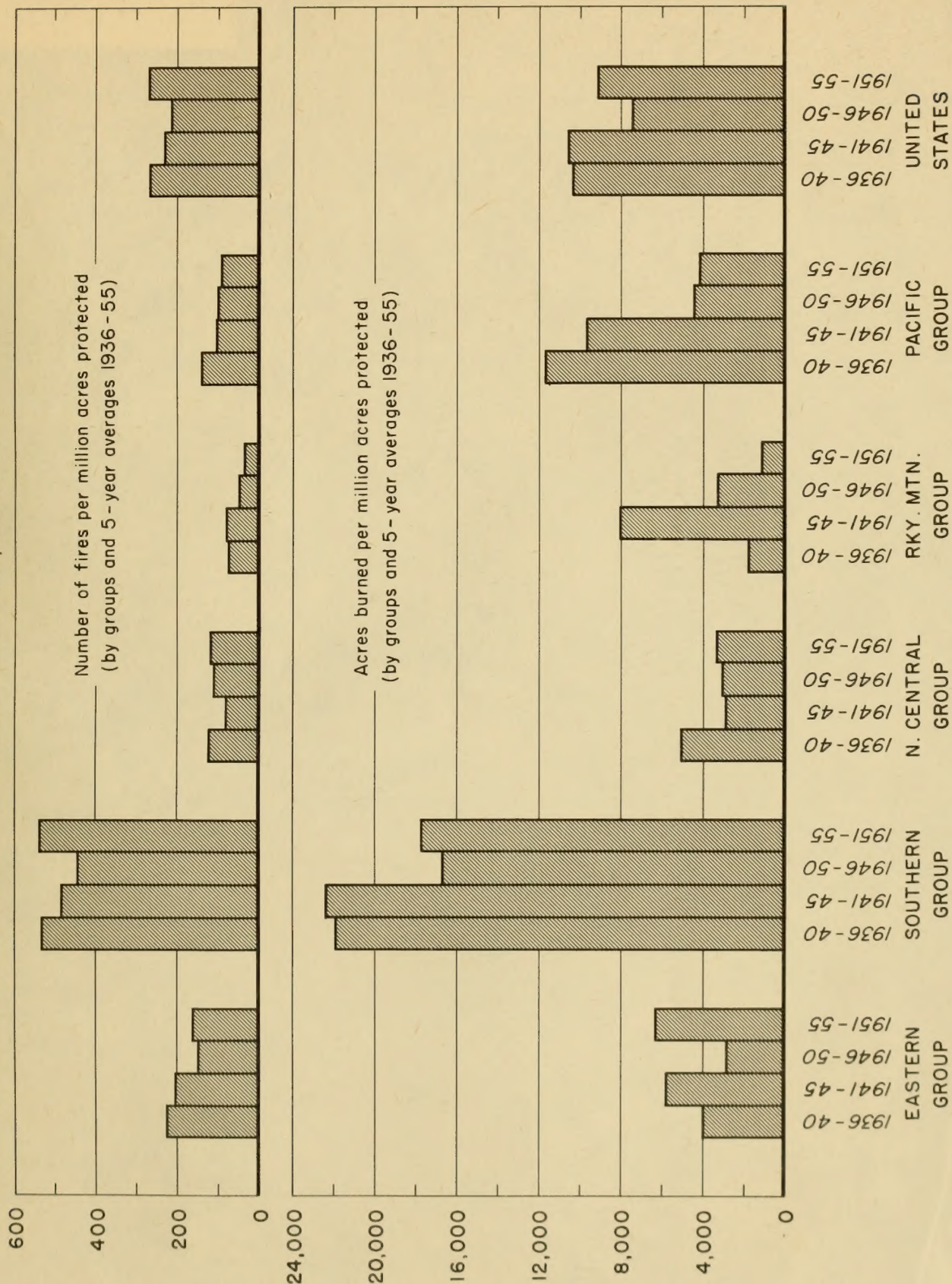
Fire weather generally favorable. Dry March winds in Central States. October drought in parts of Lake States.


STATUS OF STATE AND PRIVATE FOREST LAND PROTECTION C.Y. 1956



NUMBER OF FIRES AND AREA BURNED ON STATE AND PRIVATE LANDS

(CLARKE - McNARY ACT, SECTION 2)





3 1262 08138 076 7

[Faint, illegible text and markings, possibly bleed-through from the reverse side of the page]